

# RF Surge Device Installation Guide

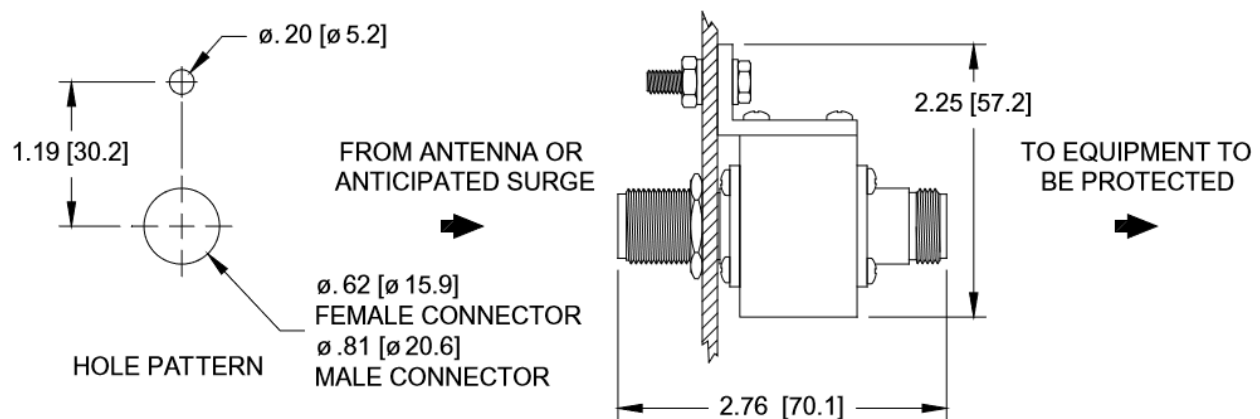
This document provides installation, mounting and grounding best practice information for IS-50, IS-B50, IS-NEMP, US-NEMP, and HT-RI-E3PM-BNFM RF Devices.

**Image #1 provides installation best practice for IS-B50, which has flexible bulkhead & bracket mounting options.**

**Note: Mating Connector Torque Rating typically is 15-20in-lbs, and Mounting Nut Torque Rating is 55-65in-lbs (This information based upon other RF Devices with similar “N” Connector torque ratings)**

**Note: The majority of IS-B50 models include a Hardware Kit to facilitate installation.**

**Image #1**

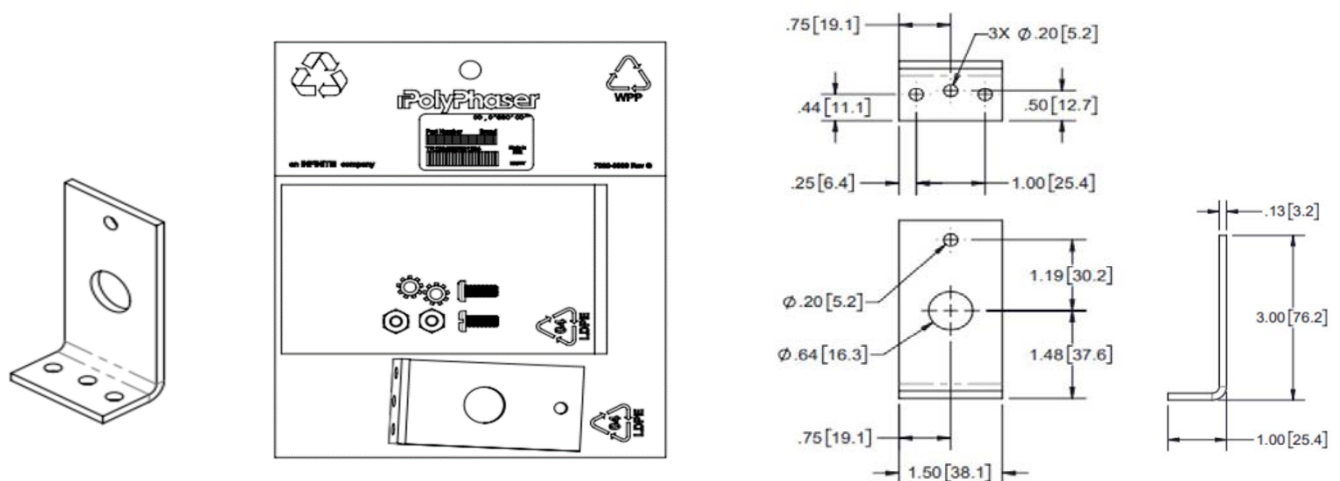


**Image #2 shows Part number “BF-Adapter” which is a typical bulk-head to flange adapter for the IB-B50 ONLY. The Hardware Kit Contents can be seen within the Package to the right of the BF-Adapter.**

**Image #2**

**Hardware Kit**

**Dimensions**



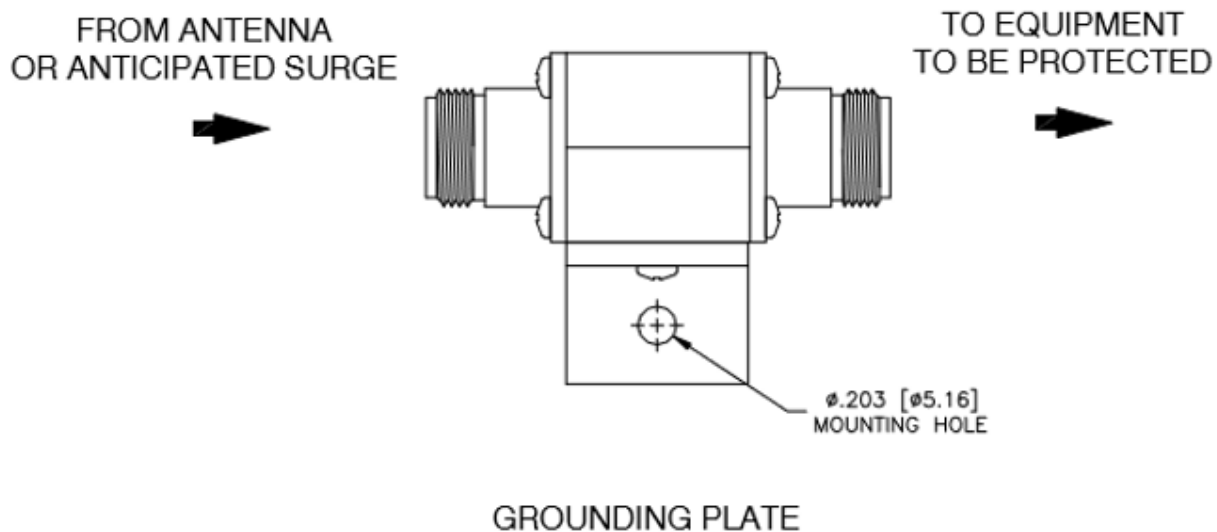
## IS-50 SERIES

The IS-50 Series is labeled indicating the frequency and power handling ability. The location of the “ANTENNA” and “EQUIPMENT” ports are also marked. A backward installation will not protect your equipment. There is no dc continuity from center pin to center pin on this unit. The operating bandwidth and power handling capabilities are labeled for each unit. Be sure the unit meets your application. A conductive joint compound is recommended at the flange/ground junction to minimize weather related complications and improve conductivity. Copper Cleaning Kits (CCK) with conductive joint compound are available from PolyPhaser.

For Outside Installation: This unit is NOT weatherproof and must be sealed against moisture.

Customer must apply PolyPhaser’s Weather Proofing Kit (Part Number: WK-1) to seal the unit and cable connections.

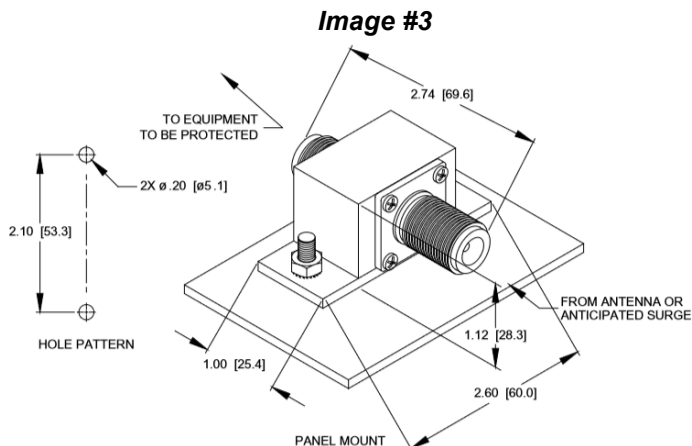
**CAUTION:** WHEN INSERTING MALE UHF CONNECTOR CENTER PIN INTO CONNECTOR, DO NOT ALLOW ANY ROTATION.



*Image #3 shows a typical surface mounting option for the IS-B50.*

*For grounding, these can be typically seen mounted to a Trapeze Grounding Bar, which is shown in image #4.*

*PolyPhaser does NOT sell the Trapeze Grounding Bar shown below, but can be purchased through Harger (Part Number GBI14116H).*

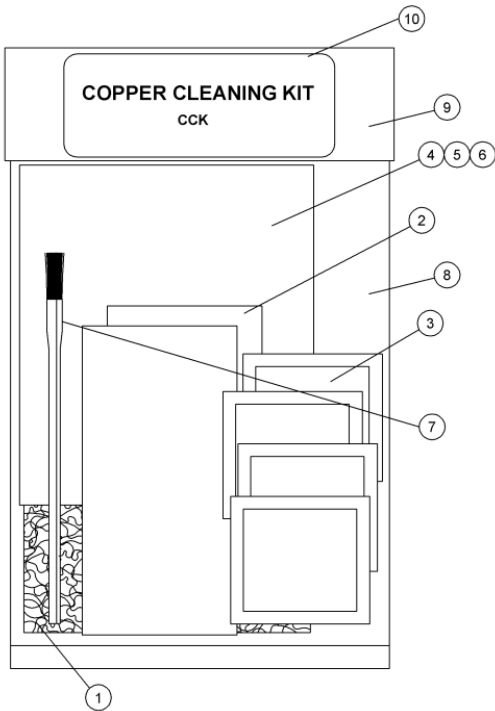


**Image #4**



*Image #3 shows the Copper Cleaning Kit (Part Number “CCK”) which is typically used to clean copper before installation of grounding equipment) along with a list of all of the components that come with it.*

**Image #3**



ITEM	DESCRIPTION
1	4.5" x 6.0" SURFACE CLEANING PAD
2	1oz PPC COPPER JOINT COMPOUND
3	MOIST FINGER CLEANING PACKETS
4	CCK INSTRUCTION SHEET
5	CCK MSDS PPC JOINT COMPOUND INSTR. SHEET
6	CCK MSDS TOWELETTE INSTRUCTION SHEET
7	BRUSH ACID, HORSE HAIR FIBER
8	POLY BAG
9	HEADER CARD
10	PRODUCT LABEL

**WARNING - Do not connect** when a storm is near! **Do not connect** when transmissions are occurring! **Do not stay** in an area that has operating equipment in an electrical storm! The impulse suppressor may save the equipment from danger, but it cannot keep you or anyone else safe in the area!

*These commodities or technology are exported from the U.S. in accordance with the Export Administration Regulations. Diversion contrary to U.S. law prohibited.*