

RF Surge Device Installation Sheet

This document provides typical mounting and grounding methods for “GPS+”, “SX”, “GT”, DT, and TSX Families.

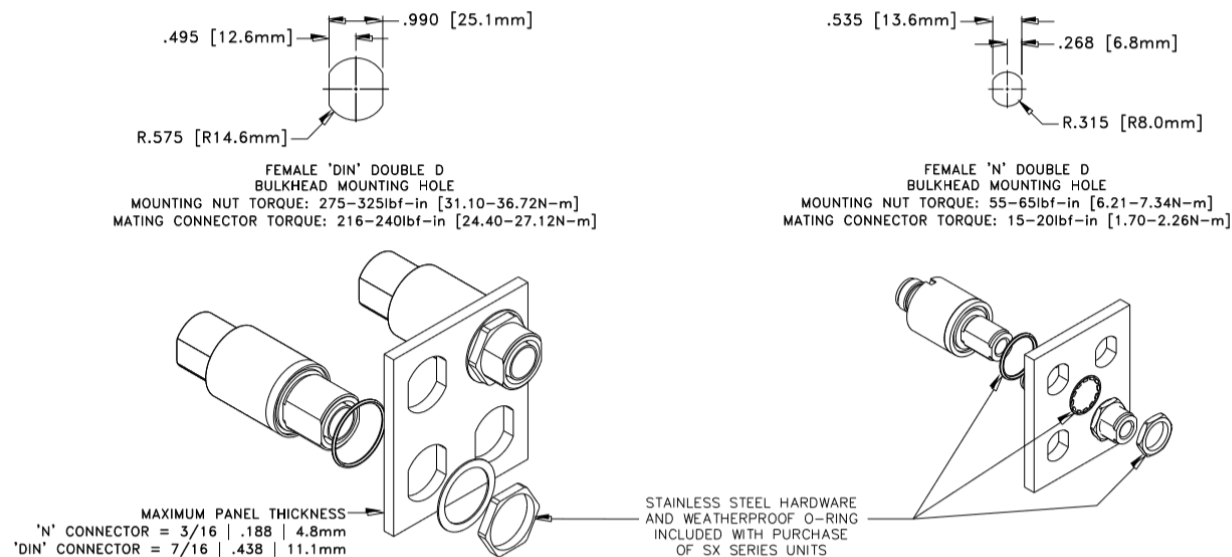
Typical Bulkhead Mounting

Image #1 provides Typical Bulkhead Mounting for DIN type connectors (on left) and N Type connectors (on right).

Note: Mounting Hardware is typically included for all families of RF Surge Devices.

Image #1

TYPICAL BULKHEAD MOUNTING



Typical Flange Mounting

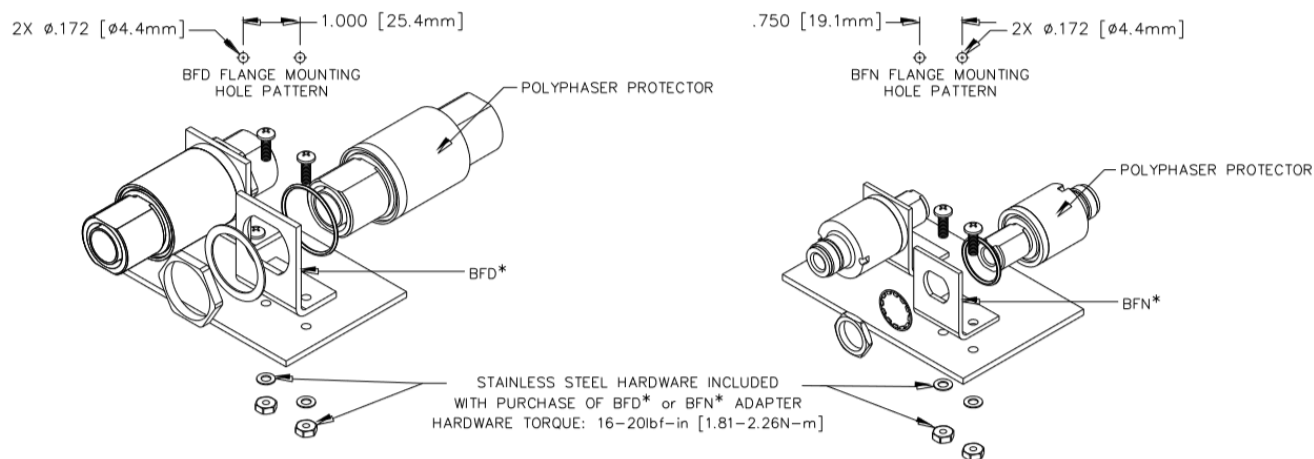
Image #2 provides Typical Flange Mounting for DIN type connectors (on left) and N Type connectors (on right).

Note: The **BFD or BFN Flange Adapters** are factory supplied with **GT and GTH Surge Protectors ONLY**.

Note: Stainless Steel Hardware Included with Purchase of BFD or BFN Adapter.

Image #2

TYPICAL FLANGE MOUNTING



*BFD or BFN FLANGE ADAPTERS ARE NOT SUPPLIED WITH PROTECTOR

Image #3 provides typical picture of Part Number “BFN” to be used with specific RF Surge Devices.

Note: Part# BFN has two flat parallel edges (Double-D Hole) to accommodate the similar shape N Female connector (GT, GX, TSX, DT, VHF50, and VUF50 Families as needed; sold separately for other Families).

Image #4 provides typical picture of Part Number “BFD” to be used with DIN type RF Surge Devices.

Image #3



Image #4



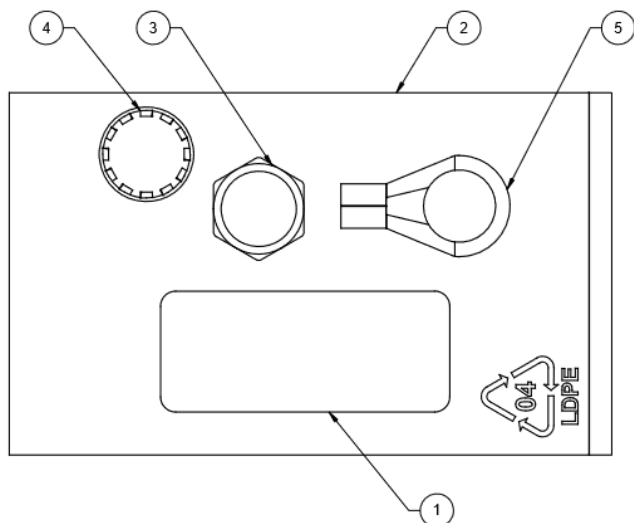
Grounding with BFN or BFD

The BFN or BFD bracket can be used with a 19mm or ¾ inch 2-hole lug as shown. The bracket allows for multiple grounding configurations. Hardware for grounding a lug, and the lug itself are not included with the bracket, or with the protection device and should be purchased separately.

Image #5 identifies the grounding kit for bulkhead installation (N connectors), with hardware description.

The Part Number if this KIT is 9100-0350, which can be purchased separately

Image #5



- #1 = LABEL BAR CODE PRINTED
- #2 = POLYBAG 3x5 2MIL
- #3 = NUT 5/8-24 303 HEX SS
- #4 = WASHER 5/8 410 SS
- #5 = RING TERM 5/8” STUD 6AWG

Image #6 shows the hardware kit (Part Number 9100-0522) that comes with the 4.3-10 TSX units for mounting and grounding.

Typical kit used for bulkhead applications. Grounding accomplished with Ring Terminal and #6 AWG.

Image #6

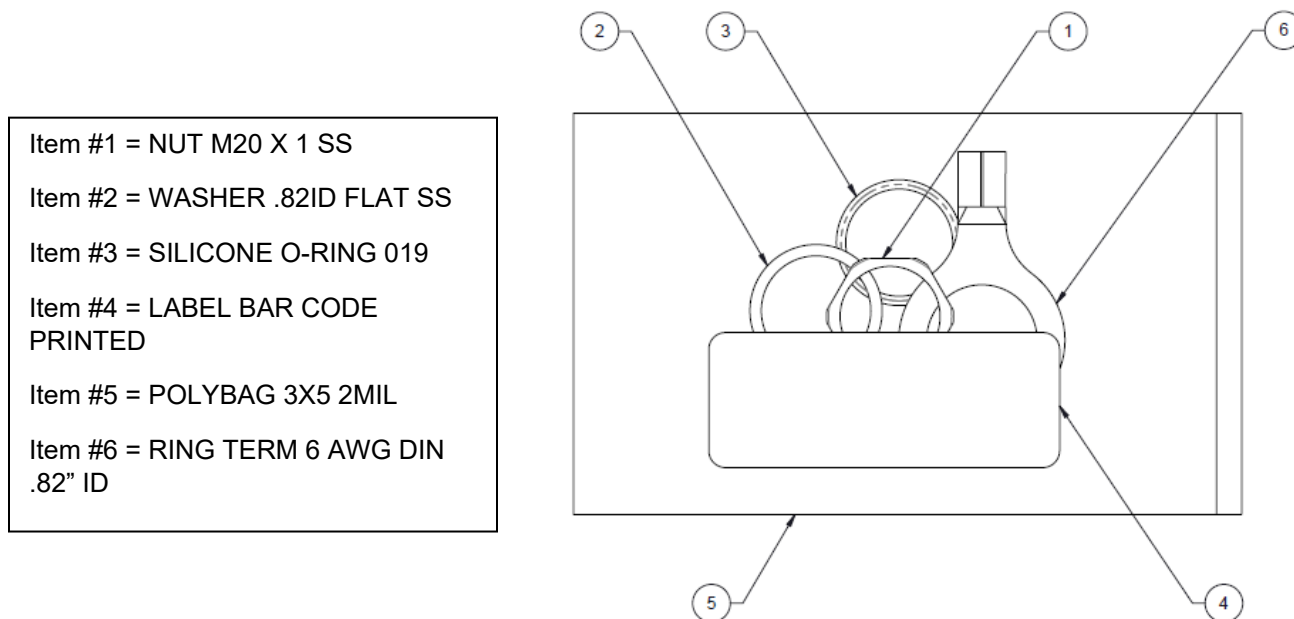
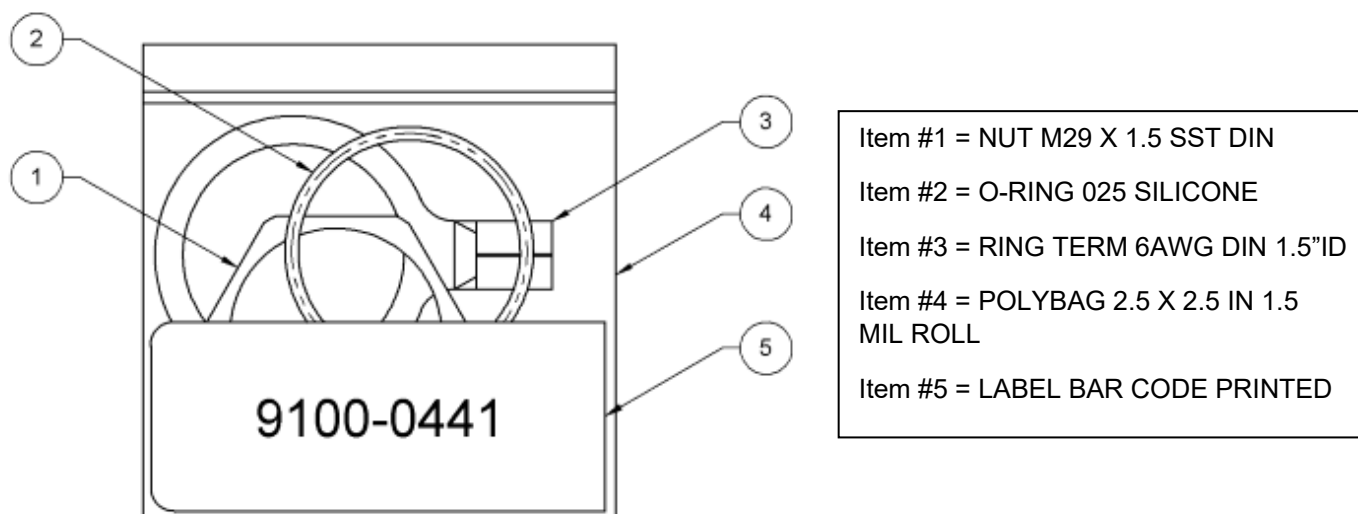


Image #7 shows the typical hardware kit (Part Number 9100-0441) that comes with the 7/16 DIN units.

Grounding can be accomplished with the provided Ring Terminal and #6 AWG.

Image #7



Ground Strap Adapter Plate Mounting

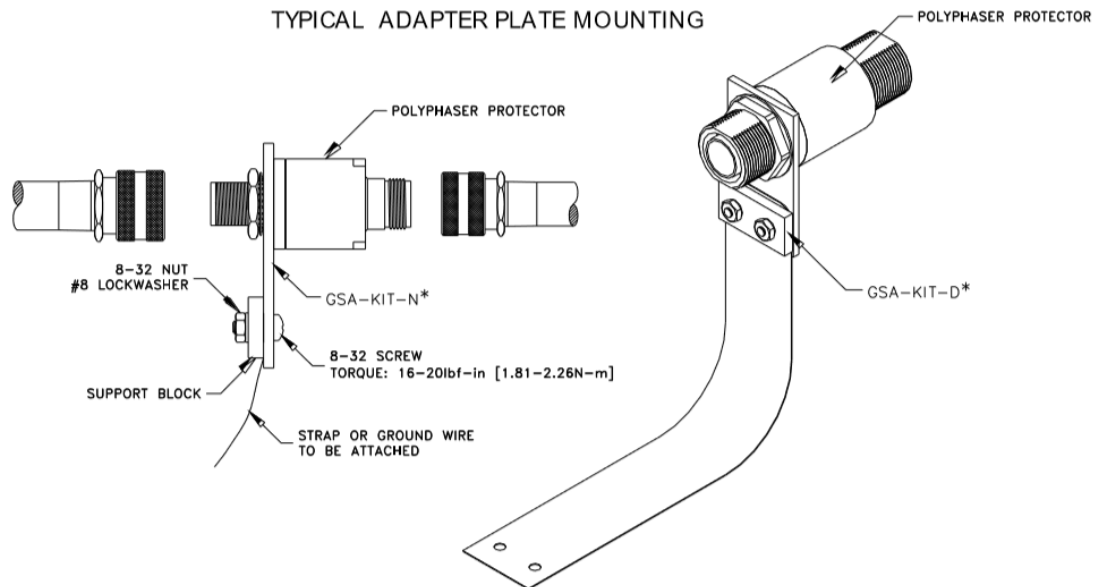
Image #8 provides Typical Ground Strap Adapter Plate Mounting Capabilities for RF Surge Protection Devices.

Note: Ground Straps ARE NOT supplied with any RF Surge device, and MUST be purchased separately.

Note: Ground Strap Adapter Kit is available for SX (DIN) and SX (N) Type connectors.

Note: Copper Strap (from 25 foot to 100 foot long) (from 1.5 inch, 3 inch, and 6 inch widths) can be purchased separately on the PolyPhaser website. No smaller diameter than 6 AWG or 1.5" wide solid copper strap.

Image #8



*GSA-KIT-N or GSA-KIT-D ADAPTER PLATES ARE NOT SUPPLIED WITH PROTECTOR

WARNING - Do not connect when a storm is near! **Do not connect** when transmissions are occurring! **Do not stay** in an area that has operating equipment in an electrical storm! The impulse suppressor may save the equipment from danger, but it cannot keep you or anyone else safe in the area!

These commodities or technology are exported from the U.S. in accordance with the Export Administration Regulations. Diversion contrary to U.S. law prohibited.